ANDRITZ GROUP

INNOVATIVE TECHNOLOGIES FOR THE PLANET

A GLOBAL PARTNER FOR KEY INDUSTRIES THAT SHAPE THE WORLD

APRIL 2023

ANDRITZ

ENGINEERED SUCCESS

THE ANDRITZ GROUP

GLOBAL PRESENCE

Headquarter
GRAZ, AUSTRIA

Production sites and service/ sales companies worldwide:
OVER 280

REVENUE BY REGION 2022 (2021)

Europe & North America:
52% (53%)

Emerging markets:
48% (47%)

KEY FINANCIAL FIGURES

	UNIT	Q1 2023	2022
Order intake	MEUR	2,420.2	9,263.4
Order backlog (as of end of period)	MEUR	10,407.8	9,976.5
Revenue	MEUR	1,962.6	7,542.9
Net income (including non-controlling interests)	MEUR	102.5	402.6
Employees (as of end of period; without apprentices)	-	29,670	29,094

ESTABLISHED IN KEY REGIONS: BUILDING A STRONG PRESENCE FOR GROWTH

280 production sites and service/sales companies worldwide

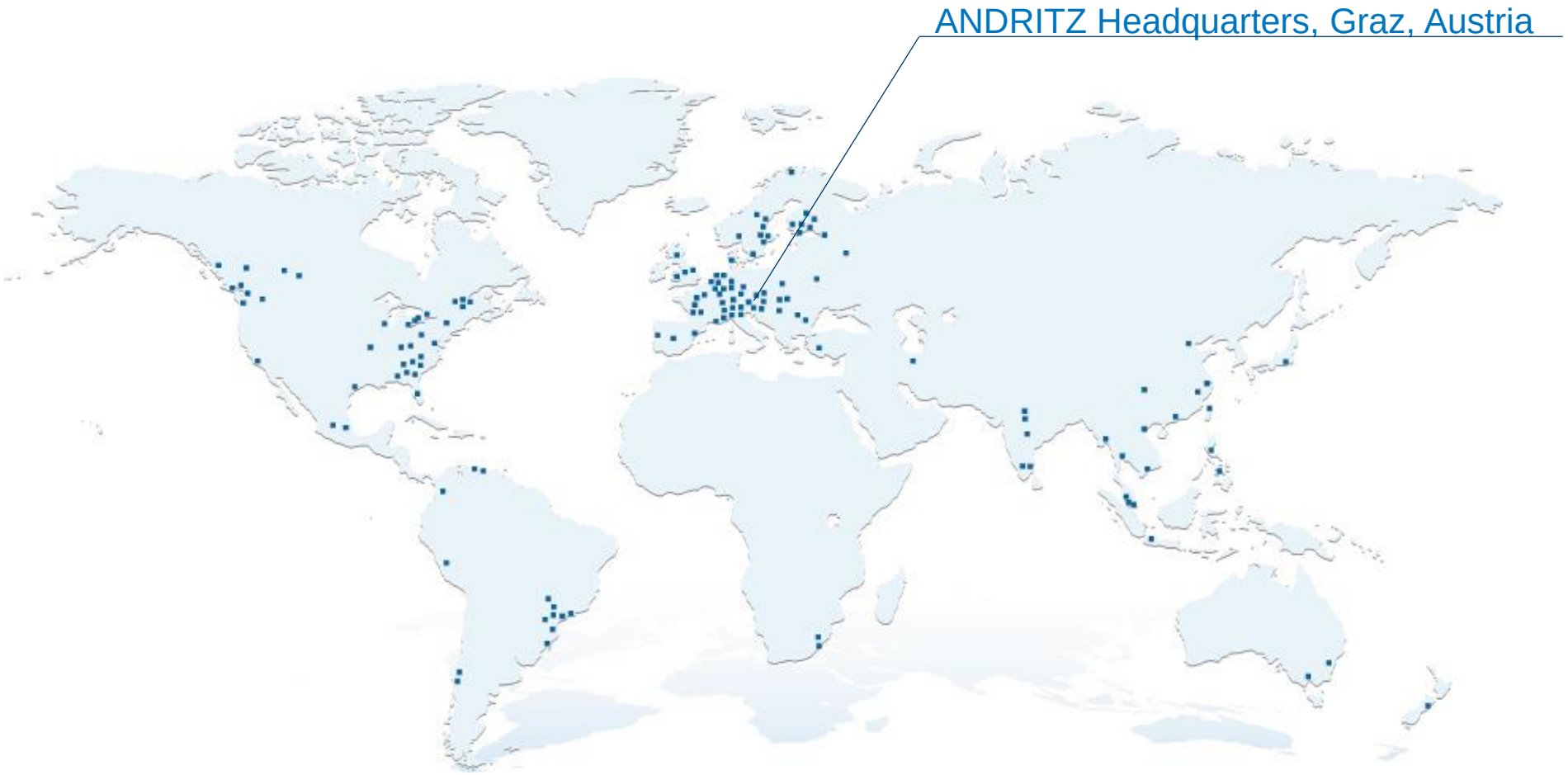

A WORLD MARKET LEADER WITH FOUR BUSINESS AREAS

PULP & PAPER

47%*

Pulp: **#1**
Paper: **#3**

METALS

22%*

Forming: **#1**
Processing: **#1-2**

HYDRO

17%*

#1-2

SEPARATION

14%*

#1-3 in sludge dewatering & drying

* Share of total Group revenue 2022
# Global market position, estimated by ANDRITZ

KEY FINANCIAL FIGURES FOR THE FIRST QUARTER 2023

ORDER INTAKE
2.4 billion EUR

REVENUE
2.0 billion EUR

ORDER BACKLOG
10.4 billion EUR

EMPLOYEES
29,670

NET LIQUIDITY
907 MEUR

EBITA / EBITA MARGIN
159 MEUR / 8.1%

KEY FINANCIAL FIGURES PER BUSINESS AREA

PULP & PAPER	UNIT	Q1 2023
Order intake	MEUR	993.3
Revenue	MEUR	907.9
EBITA	MEUR	88.7
EBITA margin	%	9.8
Employees[1)]	-	13,891

METALS	UNIT	Q1 2023
Order intake	MEUR	669.4
Revenue	MEUR	421.8
EBITA	MEUR	19.5
EBITA margin	%	4.6
Employees[1)]	-	6,166

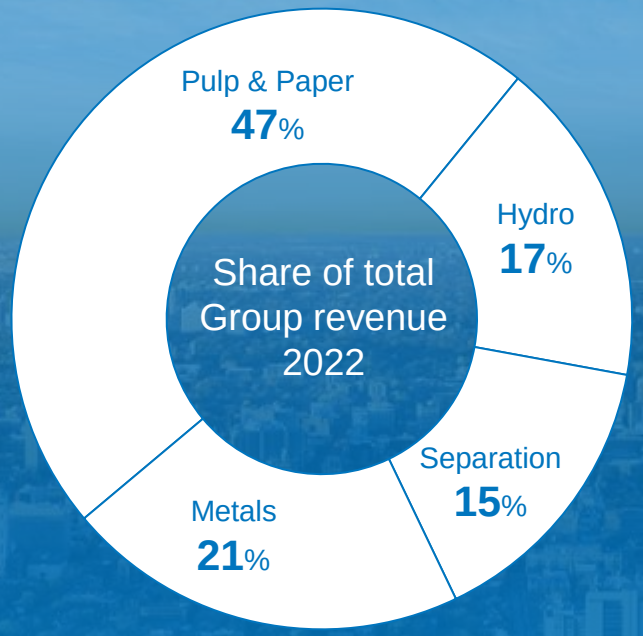

HYDRO	UNIT	Q1 2023
Order intake	MEUR	429.3
Revenue	MEUR	355.6
EBITA	MEUR	21.3
EBITA margin	%	6.0
Employees[1)]	-	6,219

SEPARATION	UNIT	Q1 2023
Order intake	MEUR	328.2
Revenue	MEUR	277.3
EBITA	MEUR	29.0
EBITA margin	%	10.5
Employees[1)]	-	3,394

1) As of end of period; without apprentices

The Pumps business (previously reported in the Hydro business area) and some products of the Pulp & Paper business area that are mainly supplied to customers outside the pulp & paper industry will be reported in the Separation business area as of January 1, 2023. The reference figures of the previous year have been adjusted to match the new reporting structure.

LONG-TERM GROWTH BASED ON ACQUISITIONS AND ORGANIC EXPANSION

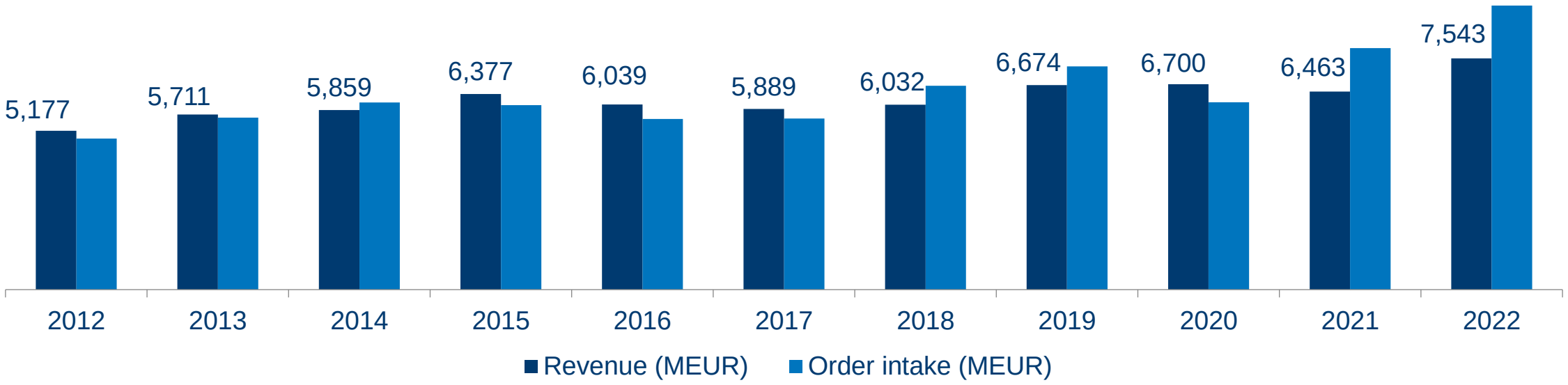

Compound Annual Growth Rate (CAGR) of Group revenue 2012-2022:
+3.8% p.a. (thereof approximately half from organic growth)

STRENGTHENING OF MARKET POSITION BY ACQUISITIONS

Acquisitions by business area since 2000

PULP & PAPER				METALS		HYDRO		SEPARATION	
2000	Ahlstrom Machinery	2011	AE&E Austria	2000	Kohler	2006	VA TECH HYDRO	2000	UMT
2000	Lamb Baling Line	2011	Iggesund Tools	2002	SELAS SAS Furnace Div.	2007	Tigép	2002	3SYS
2000	Voith Andritz Tissue	2011	Tristar Industries	2004	Kaiser	2008	GE Hydro business	2004	Bird Machine
2002	ABB Drying	2011	Asselin-Thibeau	2005	Lynson	2010	GEHI (JV)	2004	NETZSCH Filtration
2003	IDEAS Simulation	2012	AES	2008	Maerz	2010	Precision Machine	2004	Fluid Bed Systems
2003	Acutest Oy	2013	MeWa	2012	Bricmont	2010	Hammerfest Strøm	2005	Lenser Filtration
2003	Fiedler	2015	Euroslot	2012	Soutec	2010	Ritz	2006	CONTEC Decanter
2004	EMS (JV)	2016	SHW CastingTechnologies	2013	Schuler	2011	Hemicycle Controls	2009	Delkor Capital Equipment
2005	Cybermetrics	2017	Paperchine	2013	FBB Engineering	2018	HMI	2009	Frautech
2005	Universal Dynamics Group	2018	Novimpianti	2014	Herr-Voss Stamco			2010	KMPT
2006	Küsters	2018	Diatec	2016	Yadon			2012	Gouda
2006	Carbona	2018	Xerium	2016	AWEBA			2013	Shende Machinery
2006	Pilão	2019	Kempulp	2017	Powerlase (80%)			2016	ANBO
2007	Bachofen + Meier	2020	Enviroburners	2018	Farina Presse				
2007	Sindus	2021	Laroche	2018	ASKO				
2008	Kufferath	2021	GE Steam Power	2022	Sovema Group				
2009	Rollteck	2022	Bonetti Group						
2010	Rieter Perfojet	2022	J. Parpala						
2010	DMT/Biax	2022	ĐURO ĐAKOVIĆ TEP						

GROUP STRATEGY AND LONG-TERM GOALS

SAFETY, TECHNOLOGICAL & COST LEADERSHIP

- Become preferred supplier by virtue of safety, technology, quality, and references
- Development of innovative and sustainable technologies through intensive R&D
- Focus on digitalization to support our customers in reaching their goals with regard to safety, productivity, operating costs, energy efficiency, and environmental protection
- Offer best ROI for our customers

EXTEND MARKET POSITION

- Serving markets with long-term and sustained growth potential
- Extending existing position in Europe and North America
- Making use of the growth and revenue opportunities in the emerging markets of South America and Asia

GOAL: GLOBAL MARKET LEADER

GLOBAL AND LOCAL PRESENCE

- Continue expanding worldwide presence
- Offer best possible service close to our customers
- Further relocate manufacturing capacities to emerging markets

LONG-TERM PROFITABLE GROWTH

- Focus on markets with high growth rates
- Expansion of product portfolio through organic growth (R&D) and acquisitions
- Achieve annual revenue growth averaging 5-8% depending on market growth and acquisitions

COMPETENCE, COMMITMENT, PASSION - THE WHOLE TEAM STANDS FOR ANDRITZ SUCCESS

29,700

employees within the ANDRITZ GROUP

- Approx. 60% white-collar and 40% blue-collar
- **4,900** employees in Germany
- **3,500** employees in Austria

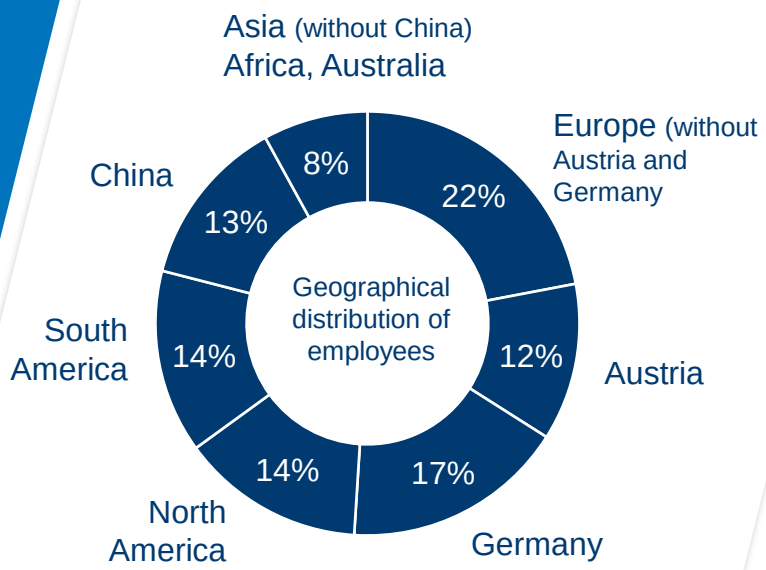

ANDRITZ SHARE

PERFORMANCE Q1 2023: **+16% (ATX: +3%)**
PERFORMANCE SINCE IPO (JUNE '01): **+2,269% (ATX: +159%)**

MARKET CAPITALIZATION (AS OF MARCH 31,2023)

6.4 BILLION EUR

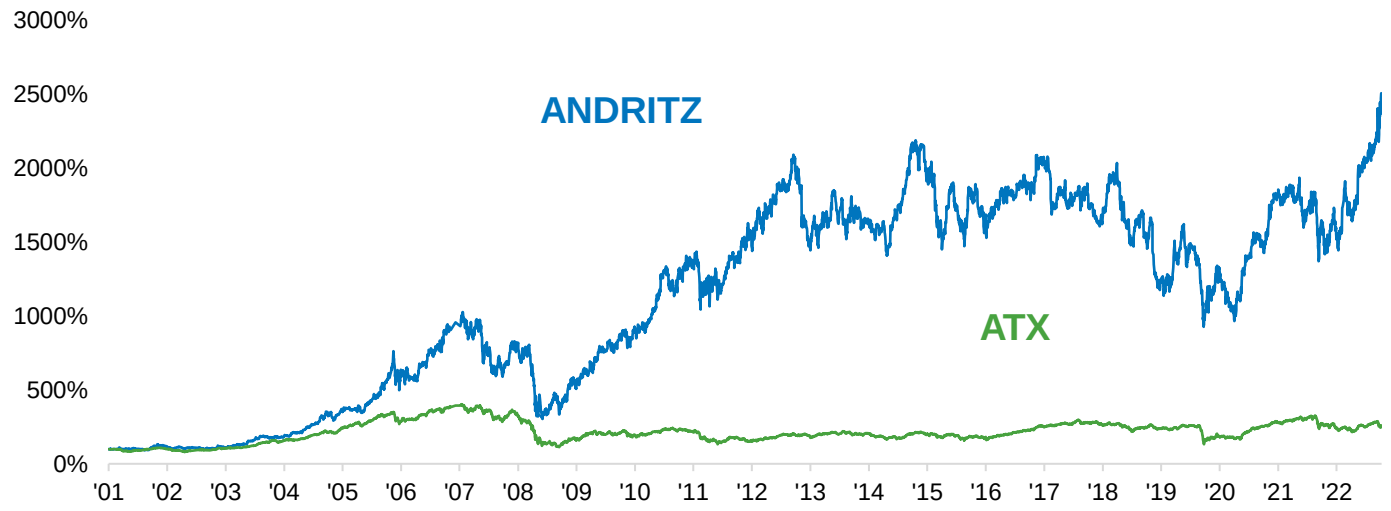

SHAREHOLDER STRUCTURE AS OF MARCH 31, 2023



A	Free float	68.51%	
B	Custos Vermögensverwaltungs GmbH	30.72%	Wolfgang Leitner (Member Supervisory Board ANDRITZ AG)
C	Cerberus Vermögensverwaltung GmbH	0.77%	

BROAD PRODUCT OFFERINGS IN DIGITALIZATION

With the **technology brand Metris,** ANDRITZ offers a broad portfolio of intelligent, digital solutions and products

FULLY TAILORED
- for individual customer needs
- to optimize industrial procedures and processes

RESULTS FOR THE CUSTOMERS

- Improving safety
- Enhancing plant efficiency and profitability
- Optimizing the use of resources
- Constant and highest product quality
- Avoiding production downtime
- Maximum user-friendliness, e.g. easy control via smartphone/tablet PC/smartglasses

„WE CARE“ - THE ANDRITZ ESG PROGRAM

Sustainability has always been an integral part of ANDRITZ’s corporate policy

It is a decisive factor in order to be successful in the long-term and is an important element of the company's corporate policy and strategy

OUR ESG VISION

We are amongst the best in class regarding sustainability in the markets we serve and we create maximum value added for all our stakeholders.

As a leader in sustainability, we focus on responsible corporate governance and on ensuring a safe and viable future for society, our employees, and all other stake-holders as well as on creating sustainable and durable products that contribute towards conserving natural resources and protecting the environment and climate.

ESG: WELL ON TRACK TO REACH GOALS

ENVIRONMENT

50% Share of revenue from sustainable solutions and products

45% Status end of 2022

-10% Reduction in water consumption

-3% Status end of 2022

-50% Reduction in green-house gas emissions

-39% Status end of 2022

-10% Reduction in waste volume

-35% Status end of 2022

SOCIAL

-30% Reduction in the annual accident frequency rate (>1 day of absence) compared to the preceding year

-10% Status end of 2022

20% Share of women in the workforce

16.4% Status end of 2022

4.5% Fluctuation rate as a result of voluntary resignations

6.0% Status end of 2022

GOVERNANCE

85% Procurement volume covered by audited suppliers

82% Status end of 2022

0 No infringements, achieved by implementing the highest corporate compliance standards

0 Status end of 2022

0 No event-driven profit warnings, achieved by detecting company risks at an early stage

0 Status end of 2022

Note: ESG goals relate to base year 2019

SAFETY AT ANDRITZ

We strive for **ZERO ACCIDENTS**

OVER THE PAST YEARS

AFR* **REDUCED**

from 10.2 in 2016 to **2.8** in **2022**

TARGET 2023

Reduce the AFR*

BY FURTHER 30% to 2.0

We are **constantly improving** and **monitoring** our safety performance

MEDIUM-TERM GOAL

- have all employees working under ISO 45001 certification
- get them comprehensive safety training

*The accident frequency rate (AFR) is the number of accidents causing one or more days of absence per one million working hours

OUR MISSION, VISION, AND VALUES

„We love what we do and we do everything to make sure that our customers succeed“

ANDRITZ

ENGINEERED SUCCESS

OUR MISSION

We drive the success of our customers through **innovative and quality engineering and services**, and we form strong and sustainable relationships – with a positive impact for key industries and for the planet. The world keeps changing, our passion stays the same.

OUR VISION

In our chosen markets, we are **global leaders with a passion for innovative engineering solutions**. As technology and quality leader, we create sustainable value for our customers and shareholders, thus ensuring the continuation of our long-term profitable growth.

OUR VALUES

We at ANDRITZ all share the same core values that define how we act and what we stand for.

Passion | Partnership | Perspectives | Versatility

ANDRITZ, a global leader in passionate and innovative engineering

THANK YOU!
ANDRITZ
ENGINEERED SUCCESS