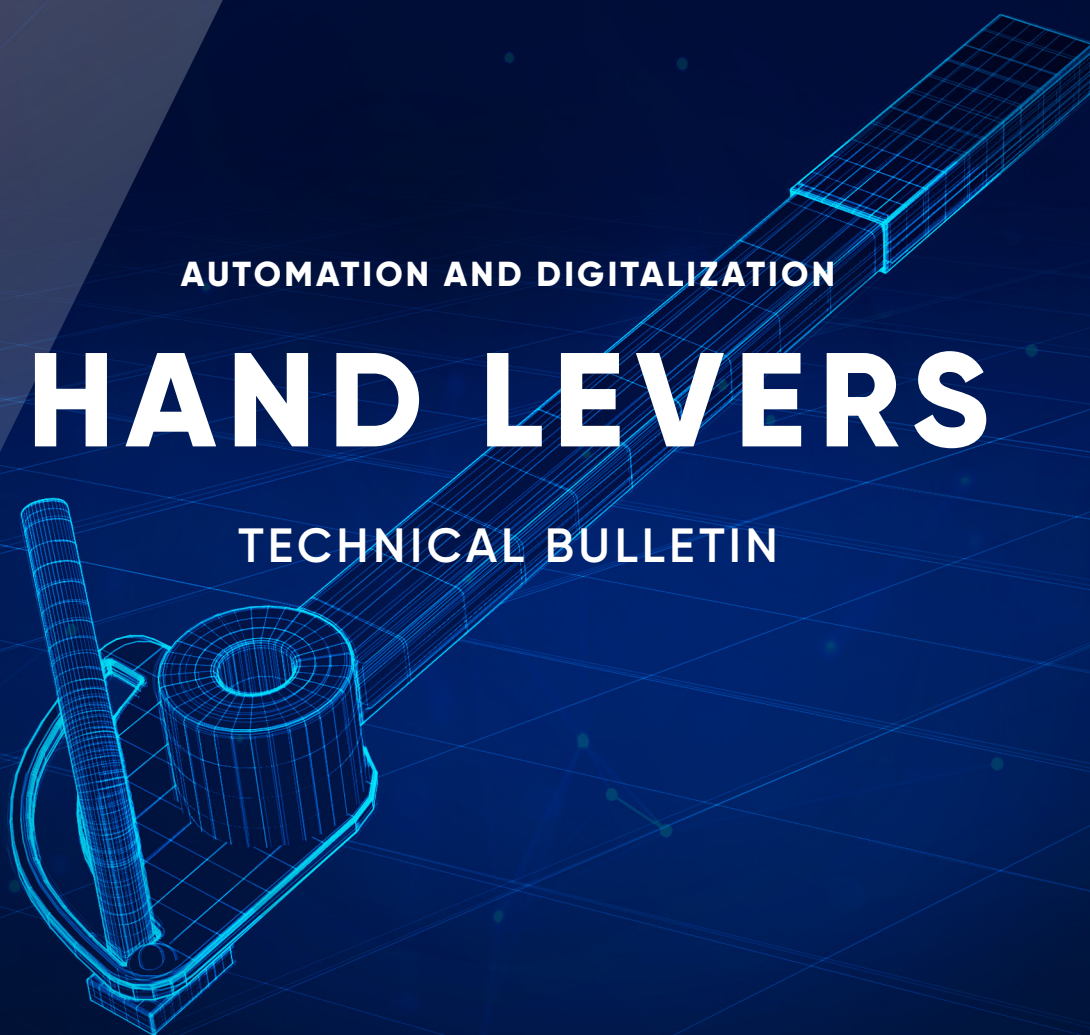




AUTOMATION AND DIGITALIZATION

HAND LEVERS

TECHNICAL BULLETIN



ANDRITZ

ENGINEERED SUCCESS

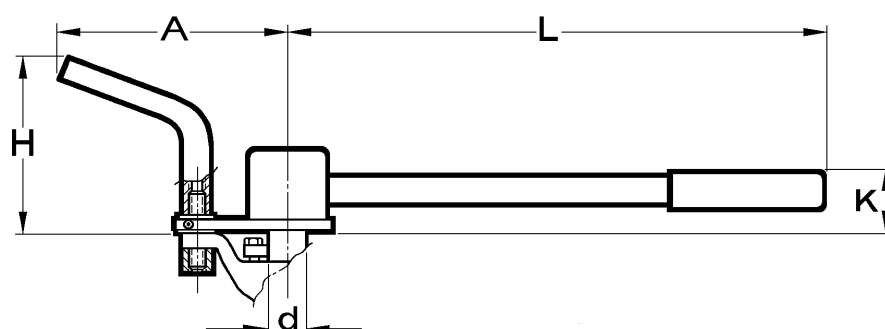
Applications

The levers are to be used for operating of ball, ball sector and butterfly valves in the DN 25–250 size range. They include a locking device for infinitely variable locking of the lever in all positions between fully-closed and fully-open.

PRODUCT CODE

NAF 791020 Steel, el-zincified

NAF 791025 Stainless steel



NAF 791020/25/30

PADLOCKING DEVICE TO PREVENT UNAUTHORIZED OPERATIONS

To prevent unauthorized opening or closing of a valve the hand lever can in sizes 1–3 be delivered in a version with a plate with holes for a padlock.

PRODUCT CODE

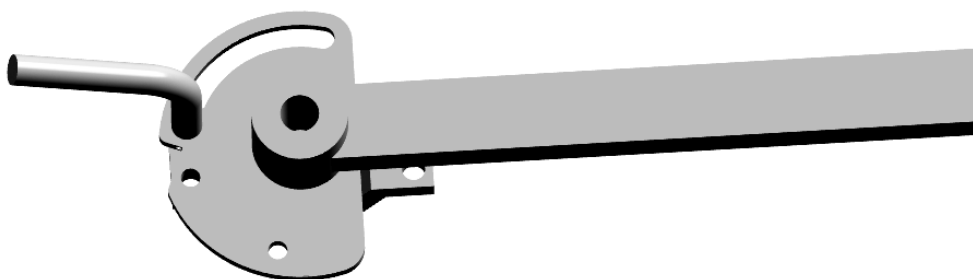
NAF 791030-1,-2,-3 Steel, el-zincified



NAF 791020/25

TABLE 1: DIMENSIONS AND MASS

NAF No.	Size	L	A	H	K	ø d	Mass kg
791020/25 791030 in sizes 1-3	1	350	160	120	40	16	1,8
	2	350	160	120	40	20	1,8
	3	350	160	120	40	25	1,8
	4	450	180	120	50	30	2,6
	5	450	180	120	50	35	2,6



NAF 791030-1, -2, -3

ORDERING EXAMPLE

When ordering state NAF No. and size of lever and the type of valve on which it is to be used.



CONTACT US!

ANDRITZ NAF AB

NAF Control Valves

+46-13-316100

sales.naf@andritz.com

ANDRITZ.COM



All data, information, statements, photographs and graphic illustrations in this leaflet are without any obligation and raise no liabilities to or form part of any sales contracts of ANDRITZ AG or any affiliates for equipment and/or systems referred to herein. © ANDRITZ AG 2024. All rights reserved. No part of this copyrighted work may be reproduced, modified or distributed in any form or by any means, or stored in any database or retrieval system, without the prior written permission of ANDRITZ AG or its affiliates. Any such unauthorized use for any purpose is a violation of the relevant copyright laws. ANDRITZ AG, Stattegger Strasse 18, 8045 Graz, Austria. Hand Levers Technical Bulletin EN 1.0/2024.

