

PM17 - CV Cards

[How it should look like](#)

[DEV Reference Page](#)

[Creating the Collection \(pm17-cv-cards\)](#)

[Creating the Article \(pm17-cv-card\)](#)

[Creating the Contact](#)

How it should look like [↗](#)

The Andritz EXECUTIVE Board



[Download High-Res Image](#)

Joachim Schönbeck

President and CEO

- Born 1964, German Citizen
- Doctor of Engineering
- Joined Andritz in 2014
- President and CEO since 2022

AREAS OF RESPONSIBILITY

Lorem ipsum dolor sit amet, consetetur sadipscing elitr, sed diam nonumy eirmod tempor invidunt ut labore et dolore magna aliquyam erat, sed diam voluptua. At vero eos et accusam et justo duo dolores et ea rebum. Stet clita kasd gubergren, no sea takimata sanctus est Lorem ipsum dolor sit amet.

PROFESSIONAL CAREER

Lorem ipsum dolor sit amet, consetetur sadipscing elitr, sed diam nonumy eirmod tempor invidunt ut labore et dolore magna aliquyam erat, sed diam voluptua.

[Close presentation](#) ✕



Joachim Schönbeck

President and CEO

- Born 1964, German Citizen
- Doctor of Engineering
- Joined Andritz in 2014
- President and CEO since 2022

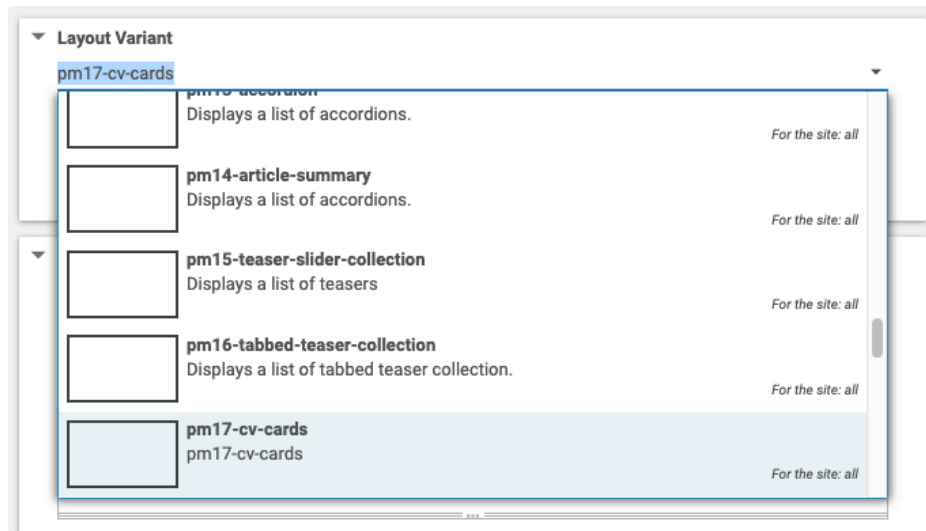
[Show full presentation](#) +

DEV Reference Page [↗](#)

<https://preview.dev.andritz.cxm.azure.arvato-systems-media.net/blueprint/servlet/reference/pm17-cv-cards>

Creating the Collection (*pm17-cv-cards*) [↗](#)

1. Create a new **Collection** and select **Layout Variant** *pm17-cv-cards*



2. Add Teaser Title

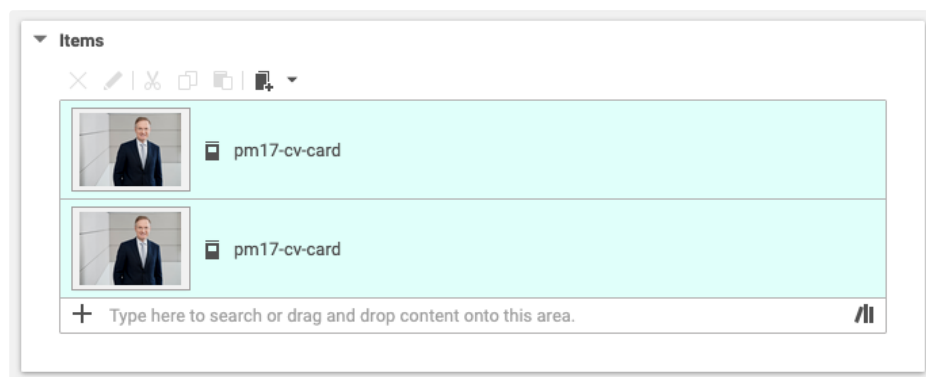
Teaser

Teaser Title
The Andritz EXECUTIVE Board

Teaser Text
Enter text of the teaser here.

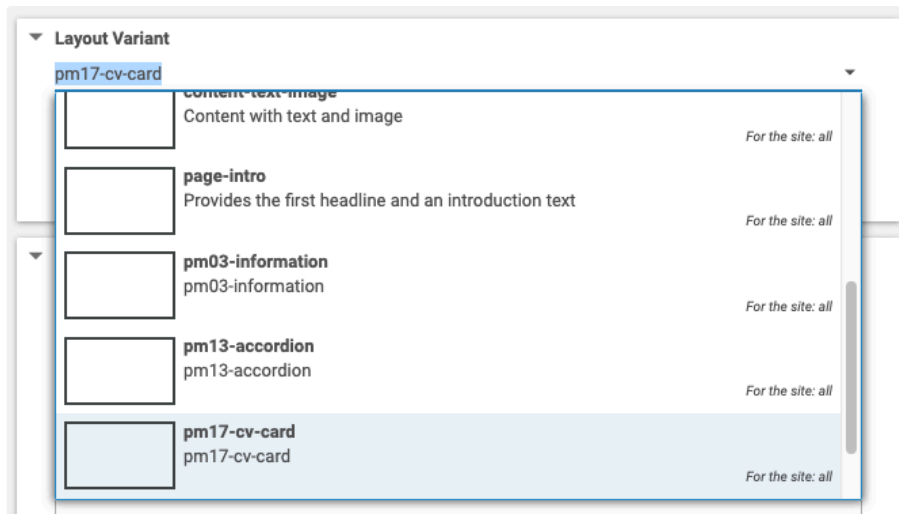
Teaser Options

3. Add the Articles to **Items** that should be shown as separate cards inside the module



Creating the Article (*pm17-cv-card*) [🔗](#)

1. Create a new **Article** and select **Layout Variant** *pm17-cv-card*



2. Add an **Article Title** (*mandatory*) and **Subtitle**

Details

Article Title
Joachim Schönbeck

Subtitle
President and CEO

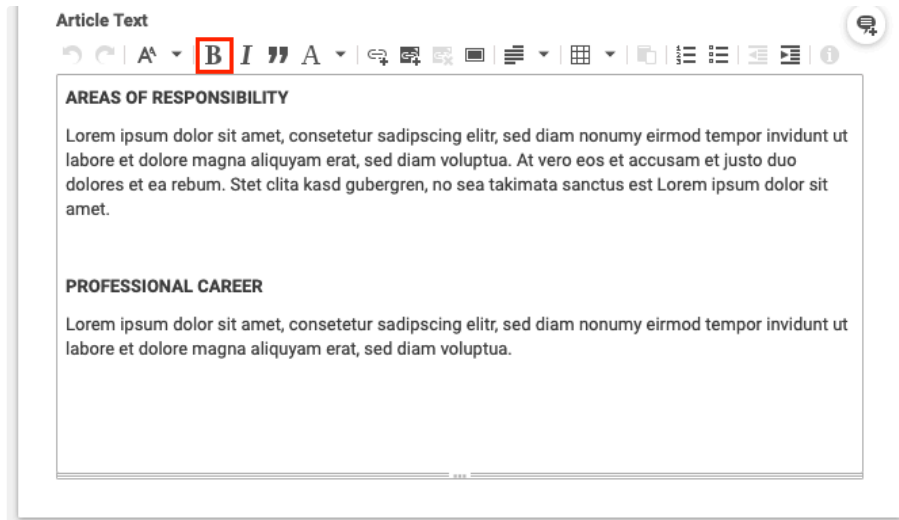
3. Add an **Introduction** (*mandatory*)

Introduction

- Born 1964, German Citizen
- Doctor of Engineering
- Joined Andritz in 2014
- President and CEO since 2022

Introduction is the text that will be shown above the fold-out.

4. Add an **Article Text**

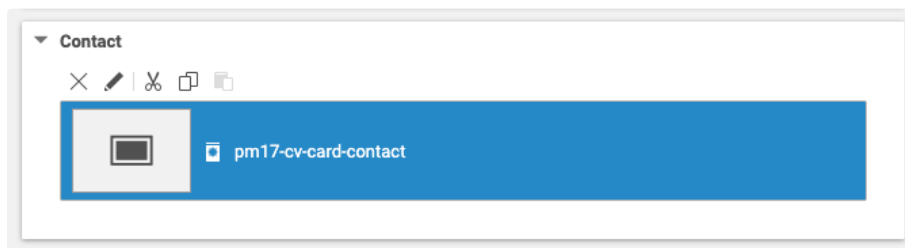


Article Text is the text that is shown once the button to fold out the detail text is clicked.

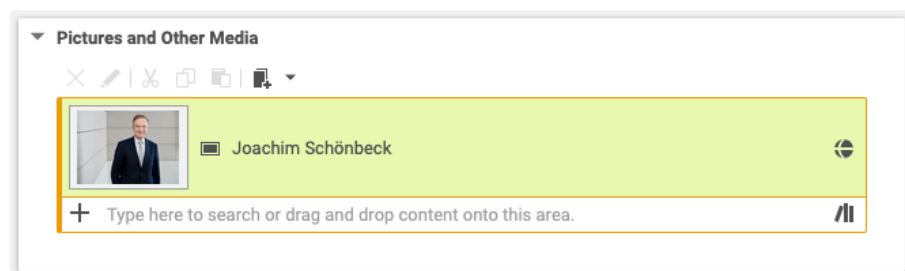
Do only set **BOLD** as style for the headlines.

Do **NOT** use any other style e.g. headline sizes as this would change the overall look of the module!

5. Add an AZContact item to **Contact**



6. Add an image to **Pictures and other Media** (mandatory)



Creating the Contact [🔗](#)

1. Create a new **AZContact**

Content Metadata Localization System

▶ General

▶ Address

▼ Contact

Phone

+49 123 4567890

Fax

please enter a fax number

Email

lorem.ipsum@lorem.com



▶ Pictures and Other Media

▶ Additional Teaser Options

▶ Teaser Target


▶ Call-to-Action-Button

▶ Additional Options

▶ Visibility Options

▶ Displayed Date

▶ Validity

 only **Phone** and **Email** will be rendered